

# AREBOS

## Transport wagon with roof

AR-HE-BWD



Please follow all security measures in this user's manual to ensure a secure use

Thank you for trusting in AREBOS.

# List of Content

<b>1. Security Instructions.....</b>	<b>2</b>
<b>2. Overview of Product .....</b>	<b>3</b>
2.1 Specification .....	3
2.2 Overview of the product .....	3
<b>3. Unfolding and folding the wagon .....</b>	<b>4</b>
3.1 Unfolding the wagon .....	4
3.2 Folding the wagon .....	5
<b>4. Environmentally friendly disposal .....</b>	<b>6</b>
3.1 Disposal of the packaging.....	6
3.2 Disposal of waste equipment.....	6
<b>Imprint.....</b>	<b>7</b>

**Thank you for purchasing our product. Please read the operating instructions carefully before using the product for the first time. If you give the product to a third party, this manual must be handed over with it. Keep the instruction manual for future reference.**

**The drawings in this manual may not match the physical objects. Please refer to the physical objects.**

## 1. Security Instructions

- The transport wagon is only suitable for private use and not for commercial use.
- The transport wagon should only be used on firm and level ground.
- The article or the chassis is delivered already assembled. The wagon only needs to be unfolded and the roof mounted. No tools are required.
- No toy for children! Do not leave children unattended playing with the trolley.
- The assembly and regular maintenance may only be carried out by adults.
- During operation the wagon should be loaded evenly and balanced to prevent possible accidents.
- If the article or individual parts should be defective, do not use the trolley further. Contact our customer service.
- No changes in material or construction may be made to the product.
- Check the item, especially the wheels, regularly for damage and strength.
- Do not use this product if parts are missing, damaged or worn.
- Never use abrasive or chemical cleaners.
- Do not leave your product in the rain. Protect it from the weather.
- During periods of frost and over the winter, we recommend storing the product in a dry and protected place.

## 2. Overview of Product

### 2.1 Specification

EAN	4252023119030 4252023119047 4252023119054
Model	AR-HE-BWDR/S/B
Folding size	76x63x22cm
Unfolded size	120x63x76cm
Size of Wheel	Dia. 18cm *10cm
Volume	Approx. 90L
Loading Capacity	100kg
Net Weight	14.5 kg

### 2.2 Overview of the product

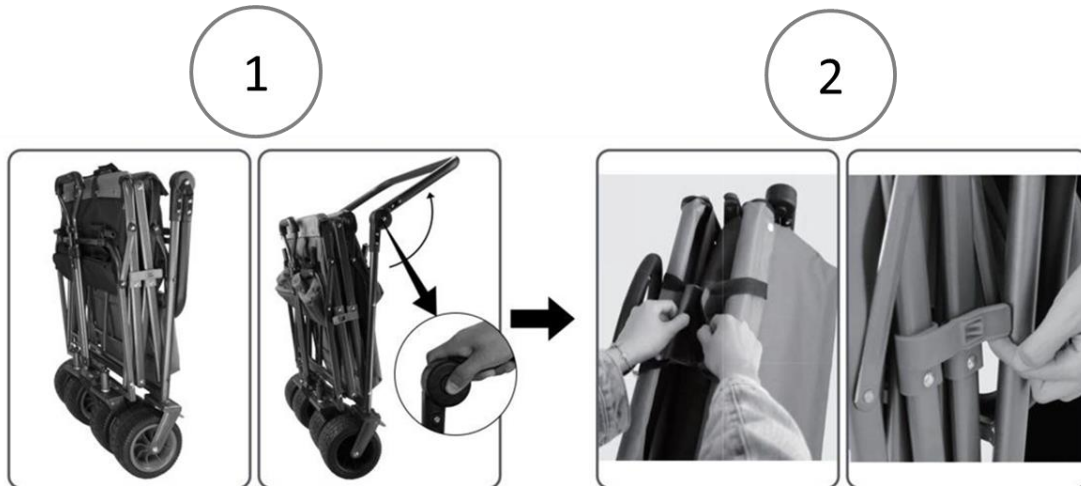


\*Image may vary depending on version

### 3. Unfolding and folding the wagon

The assembly can be done without tools. Check the transport wagon for damage and completeness in advance. Take the transport wagon out of the packaging and the transport bag carefully.

#### 3.1 Unfolding the wagon

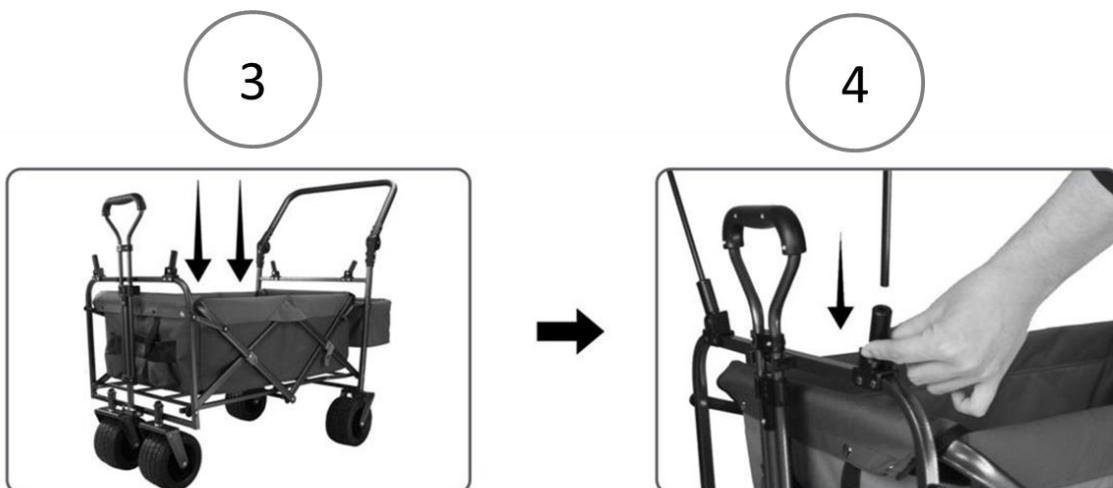


Step 1: In its folded state, first adjust the angle of the wagon's push handle. To do this, you must simultaneously press and hold the buttons on both sides.

#### IMPORTANT!

- To adjust the angle of the push handle, you must simultaneously press and hold the buttons on both sides.
- Do not force the push handle if the side buttons are not engaged. Gently adjust without applying excessive pressure.


Step 2: Unlock the buckle on top and the red automatic lock on the side of the frame.



Step 3: Press down to expand and unfold the wagon.

Step 4: Insert the support poles (4X).

5



6



Step 5: Fit the canopy over the support poles.


Step 6: Engage the brakes by stepping on them. To release, step on the brake once more.

### 3.2 Folding the wagon

1



2



Step 1: Remove the canopy and the canopy support poles.

Step 2: Lift the handle located in the middle of the fabric pocket until the automatic lock secures the wagon in the folded position.

3



Step 3: Lower and adjust the push handle for complete folding.

## 4. Environmentally friendly disposal

**Warning Danger of suffocation!** Packaging material is dangerous for children. Never let children play with packaging material.

### 3.1 Disposal of the packaging

- The packaging of your unit consists of materials that are necessary to guarantee effective protection during transport. These materials are fully recyclable and therefore reduce the environmental impact. Dispose of the packaging in a bin for recyclable materials.

### 3.2 Disposal of waste equipment

- Old appliances must be disposed of in accordance with the guidelines and regulations of the local waste disposal authority. Check with your local administration for the address of the nearest recycling centre and deliver your appliance there.

**Our customer service number: Tel. + 49 931 452 327 00**

**E-Mail: [info@arebos.de](mailto:info@arebos.de)**

Office address: Canbolat Vertriebs GmbH • Gneisenaustraße 10-11 • 97074 Würzburg

**Return address** can be found in the imprint: <https://www.arebos.de/impressum/>

# Imprint

Product versions:

Article number	Model number	Product name	Color
4252023119030	AR-HE-BWDR	AREBOS Transport wagon with roof	red grey
4252023119047	AR-HE-BWDS		black grey
4252023119054	AR-HE-BWDB		blue grey

If this product is modified without our consent, it will void any warranty.

Date/Manufacturer Signature/Location:

Würzburg, 20.12.2023



Signature:

Dipl.-Inform. (Univ.) Korhan Canbolat, Managing Director

Representative of these instructions for use/technical data:

Dipl.-Inform. (Univ.) Korhan Canbolat, Managing Director

Office address:

Canbolat Vertriebs GmbH

Gneisenaustraße 10-11

D-97074 Würzburg

Return address can be found in the imprint: <https://www.arebos.de/impressum/>

VAT identification number: DE 263752326

Court of the Commercial Register is Würzburg, HRB 10082

WEEE Reg.-No. DE 61617071