

AREBOS

Wall Shelf with 28 boxes

AR-HE-WR46S



Please follow all security measures in this user's manual to ensure a secure use.

Thank you for trusting in AREBOS.

Table of Contents

1. Safety Instructions.....	3
1.1 Explanation of the symbols	3
1.2 Safety instructions.....	3
2. Delivery Content	4
3. Assembly.....	4
4. Disposal instruction	5
4.1 Disposal of the packaging.....	5
4.2 Disposal of waste equipment	5
4.3 Meaning of the “dustbin”	5
Imprint.....	6

Please read and save these instructions. Read through this user's manual carefully before using this product. Protect yourself and others by observing all safety information, warnings and cautions. Failure to comply with instructions could result in personal injury and/or damage to product or property. Please retain instructions for future reference.

1. Safety Instructions

1.1 Explanation of the symbols


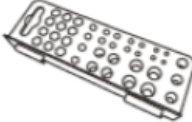
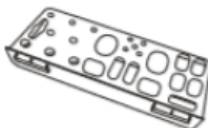

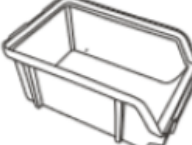



Warning! Read the safety instructions carefully. Failure to follow the safety precautions could result in serious injury or damage. Keep the operating instructions in a safe place.

1.2 Safety instructions

- Keep these instructions for future reference.
- Unpack all the parts and elements of the set and place the components on the top of the carton or other clean surface. This protects your new product. Please also pay attention not to scratch the floor while working with tools.
- Keep small parts out of the reach of children.
- Check the delivery for completeness. Later complaints cannot be accepted.
- Make sure that this product is fully assembled before use, as shown on the illustration.
- Check all elements and parts for damages. Despite careful checks since it may happen that even the best product takes damage during the transport.
- In this case do not build up of your product. Defective parts can endanger your health.
- For cleaning use a sponge and warm soapy water. Do not use solvent based-cleaners or detergents for example Bleach those can damage the product.

2. Delivery Content

Part	Nr	Amount
	A	10
	B	1
	C	1
	D	1
	E	28
	F	4

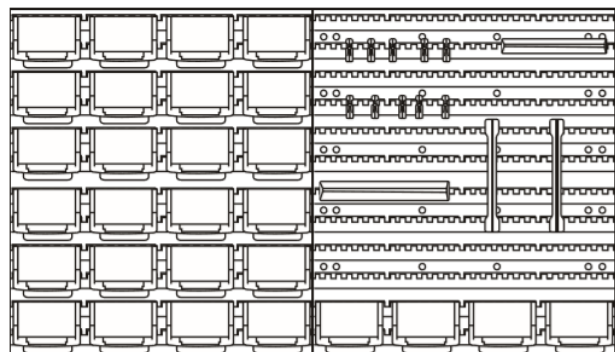
3. Assembly

Mount the four shelves (F) on the wall, put the boxes (E; 16 red; 12 black) and the tool carriers (A, B, C, D) in (see example picture).

Maße

Boxes: 160 x 102 x 75 mm

Shelves: 475 x 272 x 15 mm



4. Disposal instruction

4.1 Disposal of the packaging

- Please make reference to the guidelines and standards for appropriate disposal of the packaging valid in your region. In part, the package may consist of plastic bags - watch this respect, with special care to ensure that this is not out of the reach of children. There is a risk of suffocation!

4.2 Disposal of waste equipment

- Equipment must be disposed of in accordance with the rules and regulations of the local waste disposal.
- At the end of the long life of your article, please dispose of the valuable raw materials for proper disposal so that proper recycling can take place. If you are not sure how to proceed, the local waste disposal companies or recycling centers are happy to help.

4.3 Meaning of the “dustbin”



Protect our environment; electrical appliances do not belong in household waste. Use the provided for the disposal of electrical equipment collection points and enter your electrical and electronic equipment that you no longer use. They help ensure that the potential effects of incorrect disposal on the environment and human health to be avoided. So, do your part to recycle, recycling and other forms of recovery of waste electrical and electronic equipment. Information on where the device is disposed of, please contact your local authorities or local Governments.

Our customer service number: +49 (0) 931-45232700

Imprint

Name of the product: Wall Shelf with 28 boxes
Model Nr.: AR-HE-WR46S
Art. Nr.: 4260627426027

If the product has any modification not allowed by us, this declaration loses its validity.

Date/Manufacturer Signature/Location:

Würzburg, 08 September 2020



Identification of the signatory:
Korhan Canbolat, head of the company

Authorised representative for the technical documentation:
Korhan Canbolat

Office address:
Canbolat Vertriebs GmbH
Gneisenaustraße 10-11
D-97074 Würzburg

Return address can be found in the imprint: <https://www.arebos.de/impressum/>

VAT identification number: DE 263752326
Court of the Commercial Register is Würzburg, HRB 10082
WEEE Reg.-No. DE 61617071