

AREBOS

Scooter foldable with LED wheels

AR-HE-KSU/KST



Please follow all security measures in this user's manual to ensure a secure use.

Thank you for trusting in AREBOS.

Table of Contents

1 Safety instructions	3
1.1 Explanation of the symbols	3
1.2 General safety instructions.....	3
1.3 Specific safety instructions	4
1.4 Service- and Care advice.....	4
2 Assembly	5
2.1 Folding instructions	5
2.2 Assembly instructions.....	6
3 Advice for using	7
4 Environmentally friendly disposal	7
4.1 Disposal and packaging	7
4.2 Disposal of old equipment.....	7
EU Declaration of Conformity	8

Thank you for purchasing our product. Please read the operating instructions carefully before using the product for the first time. If you give the product to a third party, this manual must be handed over with it. Keep the instruction manual for future reference. The drawings in this manual may not match the physical objects. Please refer to the physical objects.

1 Safety instructions

1.1 Explanation of the symbols



Warning! Read the safety instructions carefully. Failure to follow the safety precautions could result in serious injury or damage. Keep the operating instructions in a safe place.



Warning! When using this product, wear personal protective equipment (safety helmet and clothing).



Warning! Hot surface!



Warning! Danger of crushing hands!

1.2 General safety instructions

Important note for parents

This manual contains important information relating to your child's safety. It is your responsibility to review this information with your child and make sure they are fully aware of all the information and warnings within the manual. Please carefully read this manual before you commence assembly of this scooter and review this information with young riders before the ride.

Warning Danger of suffocation! Packaging material is dangerous for children. Never let children play with packaging material.

1.3 Specific safety instructions

Warning!

Like any moving product, scooters can be dangerous if due care and attention is not paid. Be sure to read the manual before going on your scooter. In particular pay attention to the following:

- Read the instructions carefully before using the scooter.
- Suitable for children from 3 years.
- User's maximum weight: 50kg (110lbs).
- Always wear safety equipment such as a helmet, knee pads and elbow pads.
- Always wear closed toe shoes when riding.
- Avoid streets and surfaces with water, sand, gravel, dirt, leaves and other debris. Wet weather impairs traction, braking and visibility.
- Avoid sharp bumps, drainage grates and sudden surface changes. Scooter may suddenly stop.
- Check the limitation of use according to regulations of road safety. Obey all local traffic and scooter riding laws and regulations.
- Ride on smooth, paved surfaces away from motor vehicles.
- Not to be used on public highways or in traffic.
- Do not use the scooter at night or in periods with reduced visibility.
- Watch out for pedestrians.
- Avoid excessive speed associated with downhill rides.
- Only use the scooter with the steering rod fully engaged.
- Before every use, please make sure that the scooter and all joints have been assembled tightly, as with use, joints may wear out.
- Before using the scooter, please check that the screws are tightened securely.
- Do not modify the product other than manufacturer's instructions. No modification that may reduce the scooter's safety is allowed.
- Brake will get hot from continuous use. Do not touch after braking.
- Periodically check hardware and tighten if necessary. Replace worn or broken parts immediately.
- Skill is required to avoid falls or collision causing injury to the user and third parties.
- Do not let children under the age of 3 years use the scooter. Children under the age of 10 should ride with adult supervision at all times.
- Do not perform stunts.

1.4 Service- and Care advice

Check at regular intervals that all screws are tight and the wheels are in good condition. If they are worn out, please replace them. Clean the scooter with a damp, soft cloth every time when you have finished using it.

Advice for Maintenance and repair. Turn the scooter upside down and try to spin the wheel. Check the wheels regularly. Damaged wheels have to be replaced. In case of wheel replacement, make sure all screws are tightly secured.

2 Assembly

2.1 Folding instructions



Step 1: Open the lock and lift up



Step 2: Fold the pole and press it downward





Note: The opening method is the same as step 1.





2.2 Assembly instructions

Mounting the handlebar



Opportunity 1:


Press push button “F” and insert the handlebar with the flat side backwards in hole “H” and make sure that “F” is fixed correctly with “I”



Opportunity 2:

Hold the handlebar like shown on picture 4. Turn the handlebar like shown on picture 4 (round arrow) and make sure that “F” is fixed with “I” correctly.

Advice



The Quick clamp can be locked after the level is closed with the allen key on screw “k”. This is the recommendation for the smaller using the maxi-scooter (childproof!).

3 Advice for using

- This product is not a toy, it's sport and fun article for motion (only).
- To brake, use for foot to press the brake.
- Take some time to learn basic of the sport to avoid accidents.
- For the safety, we advise you to use this appliance with protective equipment: helmet, elbow pads, knee pads and gloves. Always wear shoes such as training shoes.
- Suitable for children from 3 years.
- The maximum weight of the user is 50 kg (110 lbs).
- The scooter can only be used by one person at a time.
- Respect the correct highway traffic code.
- Avoid crowded places or places with heavy traffic.
- Avoid slippery or wet surfaces.
- Avoid steep slopes and ensure that the brake is in good working condition.
- Take care of your hands in the handlebars.
- Keep the handlebar with gloves.
- Do not change the purpose of this product. The purpose of this product is fun in motion. This scooter is not for acrobatic use. Do not jump over obstacles or attempts any other stunts.
- In all situations take care of yourself and others.
- Do not use the scooter at night.
- Do not modify or transform the scooter, especially the steering column and socket, the stem, the folding mechanism, and the brake.
- Check the condition of the bearings and wheels regularly and replace them of necessary.

4 Environmentally friendly disposal

Warning Danger of suffocation! Packaging material is dangerous for children. Never let children play with packaging material.

4.1 Disposal and packaging

- The packaging of your unit consists of materials that are necessary to guarantee effective protection during transport. These materials are fully recyclable and therefore reduce the environmental impact. Dispose of the packaging in a bin for recyclable materials.

4.2 Disposal of old equipment

- Old appliances must be disposed of in accordance with the guidelines and regulations of the local waste disposal authority. Check with your local administration for the address of the nearest recycling centre and deliver your appliance there.

Our customer service number: Tel. +44 (0) 208 068 5604

Fax: +49 (0) 931 4523 2799 / E-Mail: info@arebos.de

Office address: Canbolat Vertriebs GmbH • Gneisenaustraße 10-11 • 97074 Würzburg

Return address can be found in the imprint: <https://www.arebos.de/impressum/>

EU Declaration of Conformity

We, the

Canbolat Vertriebs GmbH, Gneisenaustraße 10-11, 97074 Würzburg, Germany,

hereby declare that the equipment described below, by virtue of its design and construction and in the versions placed on the market by us, complies with the relevant essential health and safety requirements of the EU directives.

Product name: AREBOS Scooter foldable with LED wheels

Model number: AR-HE-KSU / AR-HE-KST

Article number: 4260627429127 / 4260627429158

Should the appliance be modified without our consent, this declaration of conformity will lose its validity.

EU Standard:

EN 71-1:2014+A1:2018

EN 71-2:2011+A1:2014

EN 71-3:2013+A3:2018

Date/Signature Manufacturer/Place:

Würzburg, April 5, 2022



Signature:

Dipl.-Inform. (Univ.) Korhan Canbolat, Managing Director

Representative of these instructions for use/technical data:

Dipl.-Inform. (Univ.) Korhan Canbolat, Managing Director

Office address:

Canbolat Vertriebs GmbH

Gneisenaustraße 10-11

D-97074 Würzburg

Return address can be found in the imprint: <https://www.arebos.de/impressum/>

VAT identification number: DE 263752326

Court of the Commercial Register is Würzburg, HRB 10082

WEEE Reg.-No. DE 61617071