

AREBOS

Dog Playpen

AR-HE-WL80



Follow all safety precautions in this user manual to ensure safe use.

Thank you for your trust in AREBOS.

Table of contents

| | |
|---|----------|
| 1. Introduction and safety instructions | 3 |
| 1.1 Introduction | 3 |
| 1.2 Explanation of symbols and residual hazards | 3 |
| 1.3. Safety | 3 |
| General Safety Instructions | 3 |
| 2. Scope of delivery and information | 4 |
| 3. Assembly and commissioning | 4 |
| 4. Storage and cleaning | 4 |
| 5. technical data | 4 |
| 6. Environmentally friendly disposal | 5 |
| 6.1 Disposal and packaging | 5 |
| 6.2 Disposal of old equipment | 5 |
| EU Declaration of Conformity | 6 |


Thank you for purchasing our product. Please read the instruction manual carefully before using the product for the first time. If you leave the product to third parties, these operating instructions must also be handed over. Keep the instruction manual for future reference. The drawings in this manual may not match the physical objects. Please refer to the physical objects.


1.Introduction and safety instructions

1.1 Introduction

- This instruction manual is intended to familiarize you with the installation, use and maintenance of the product. To install the device safely and correctly, please read the instruction manual **before** starting.


1.2 Explanation of symbols and residual hazards

 **WARNING!** This signal symbol/word refers to a hazard with a medium degree of risk which, if not avoided, can result in death or serious injury.

 **CAUTION!** This signal symbol/word refers to a hazard with a low degree of risk which, if not avoided, can result in a minor or moderate injury.

Hint! This signal symbol/word warns of possible property damage.



 **WARNING! Read the safety rules and instructions carefully.** Failure to comply with safety warnings and instructions may result in electric shock, fire and/or serious injury. **Keep all safety warnings and instructions for future reference.**



This product must not be disposed of with household waste!

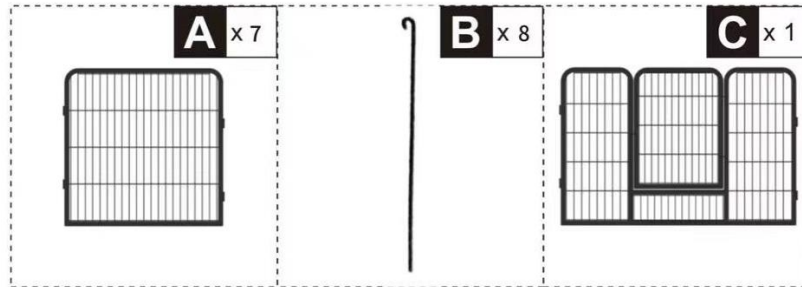
1.3. Safety

General Safety Instructions

- After assembly, fasten the door
- This product is used to help you to take care of your pet
- Adult full time monitoring is required for using this product
- Children must stay away from the sharp edges and other potential hazards.


2. Scope of delivery and information

Scope of delivery



3. Assembly and commissioning

- Insert the walls into each other with the help of the plug-in pins
- Assembly examples:




4. Storage and cleaning

- If you do not use the item, please store it in a dry place.
- For cleaning, it is sufficient to use a moist cloth.
- Dry all parts thoroughly after cleaning.

5. technical data

| | |
|-----------|-------------------|
| Material: | Q195 carbon steel |
| Color: | Silver gray |
| Size: | 80*80 cm |

6. Environmentally friendly disposal

 **Warning! from the risk of suffocation!** Packaging material is dangerous for children. Never let children play with packaging material.

6.1 Disposal and packaging

- The packaging of your device is made of materials that are necessary to guarantee effective protection during transport. These materials are fully recyclable, thus reducing the environmental impact. Dispose of the packaging in a bin for recyclable materials.

6.2 Disposal of old equipment

- Old appliances must be disposed of in accordance with the guidelines and regulations of local waste disposal. Contact your local administration about the address of the nearest recycling center and deliver your device there.



The symbol of the crossed-out rubbish bin on an old electrical or electronic appliance means that it must not be disposed of with household waste at the end of its service life. Collection points for waste electrical and electronic equipment are available in your area for free return. You can obtain the addresses from your city or local government. You can www.arebos.de find out about other return options created by us on our website.



The separate collection of waste electrical and electronic equipment is intended to enable the reuse, recycling or other forms of recovery of waste and to avoid the negative consequences of disposal on the environment and human health.

Note on battery disposal

The symbol of the crossed-out dustbin on batteries or accumulators means that they must not be disposed of with household waste at the end of their service life. If batteries or accumulators contain mercury (Hg), cadmium (Cd) or lead (Pb), you will find the respective chemical symbol below the symbol of the crossed-out trash can. You are legally obliged to return old batteries and accumulators after use. You can do this free of charge at the retail store or at another collection point near you. Addresses of suitable collection points can be obtained from your city or local government.

Our customer service number: Tel. +49 (0) 931 9080 3000

Fax: +49 (0) 931 4523 2799 / E-Mail: info@arebos.de

Office address: Canbolat Vertriebs GmbH • Gneisenaustraße 10-11 • 97074 Würzburg

The return address can be found in the imprint: <https://www.arebos.de/impressum/>

Sales tax identification number: DE 263752326

The court of entry in the commercial register is Würzburg, HRB 10082

WEEE Reg. No. DE 61617071

EU Declaration of Conformity

We, the

Canbolat Vertriebsgesellschaft mbH
Gneisenaustraße 10-11
97074 Würzburg, Germany

declare under the sole responsibility that the following product:

Brand

AREBOS

Product

Dog Playpen

Product model

AR-HE-WL80

Article

4252023115742

The subject matter of the declaration described above is in accordance with the relevant harmonization legislation of the European Union.

Place and date of exhibition:

Würzburg, 03.08.2023

Signature:



Dipl.-Inform. (Univ.) Korhan Canbolat, Managing Director

If the device is modified without our consent, this declaration of conformity loses its validity.