

AREBOS

Heating pad



Please follow all safety measures in this user manual to ensure safe use.



Thank you for your trust in AREBOS.

1	Introductory and safety instructions.....	3
1.1	Introduction.....	3
1.2	Explanation of the symbols	3
1.3	Safety instructions	5
1.4	Intended use.....	7
2	Scope of delivery / individual parts	8
3	Operating instructions.....	9
4	How to use the heating pad.....	10
4.1	Method of application.....	10
4.2	After use.....	10
5	Cleaning and maintenance	11
6	Storage	12
7	Specifications	12
8	Environmentally friendly disposal.....	13
8.1	Disposal and packaging	13
8.2	Disposal of old equipment.....	13
	EU Declaration of Conformity	14

Thank you for purchasing our product. Please read the instruction manual carefully before using the product for the first time. If you leave the product to third parties, these operating instructions must also be handed over. Keep the instruction manual for future reference. The drawings in this manual may not match the physical objects. Please refer to the physical objects.

1 Introductory and safety instructions

1.1 Introduction

- This manual is intended to familiarize you with the installation, use, and maintenance of the product. To install the device safely and correctly, please read the instruction manual **before** you begin.

1.2 Explanation of the symbols



Warning! Read the safety instructions carefully. Failure to follow safety precautions may result in serious injury or damage. Keep the instruction manual in a safe place.



On a note! Unplug the power cord.



Warning! Risk of electrical voltage!



Use with caution when using this item!

! WARNING! This signal symbol/word refers to a hazard with a medium degree of risk which, if not avoided, can result in death or serious injury.

! CAUTION! This signal symbol/word refers to a hazard with a low degree of risk which, if not avoided, can result in a minor or moderate injury.

Hint! This signal symbol/word warns of possible property damage.



Read the instructions for use



Do not insert pins



Do not wrinkle



Not to be used by very young children (0-3) years



Do not bleach



Do not tumble dry



Do not iron



Do not dry clean



Maximum washing temperature 40°C, mild process



This product **must not** be disposed of with household waste!





By means of a CE marking, it can be recognized that a product complies with the legal requirements of European legal standards and may therefore be traded within the European Community.



This product has been tested and certified by TÜV Süd. The symbol "GS" stands for tested safety. Products marked with this symbol comply with the requirements of the Product Safety Act (ProdSG).

1.3 Safety instructions

- Your safety is of paramount importance to us. Please make sure you have read this instruction manual **before** attempting to install and use the product. If you are unsure about the information contained in this brochure, please contact the dealer from whom you purchased your device.
-  **WARNING!** Read all safety and use instructions. Failure to follow safety information and instructions may result in electric shock, fire and/or serious injury. Keep all safety and use instructions for future reference.
- DO NOT use the product until you have read the instruction manual.
- Make sure you have read the instruction manual thoroughly and understand its contents before starting the installation.
- The instructions are in the interest of your safety.
-  **WARNING! Suffocation!** Packaging material is dangerous for children. Never allow children to play with packaging material.

WARNING! Risk of electric shock!

Faulty electrical installation or excessive mains voltage may result in an electric shock.

- Only connect the electric heating pad if the mains voltage of the socket meets the specification on the rating plate of the control unit.
- Only plug the heating pad into an easily accessible outlet so that you can quickly unplug the item in the event of a malfunction.
- Do not operate the electric heating pad if it has visible damage or if the cables or plugs are defective.
- If a cable of the control unit is damaged, the control unit must be replaced with an original spare part.
- Do not open the housing of the control unit, but leave the repair to specialists in order to avoid danger. To do this, contact a specialist workshop. Liability and warranty claims are excluded in the event of repairs carried out independently, improper connection or incorrect operation.
- Only parts that correspond to the original device data may be used for repairs. This electric heating pad contains electrical and mechanical parts that are essential for protection against sources of danger.
- The electric heating pad must not be operated with an external timer or a separate remote control.
- Never unplug the power cord from the power outlet, always reach for the power plug.
- Keep the heating pad, plugs and cables away from open flames and hot surfaces.
- Do not bend the cables or place them over sharp edges.
- Make sure that children do not put any objects in the heating pad.
- If you are not using the electric heating pad, cleaning it, or if a malfunction occurs, always turn off the heating pad and unplug it from the power outlet.

⚠ WARNING! Risk to children and persons with reduced physical, sensory or mental capabilities (e.g. partially disabled persons, elderly persons with reduced physical and mental abilities) or lack of experience and knowledge (e.g. older children).

- - this electric heating pad can be used by children from the age of eight and persons with reduced physical, sensory or mental capabilities or lack of experience and knowledge if they have been given supervision or instruction on the safe use of the item and understand the hazards involved. Children are not allowed to play with the heating pad. Cleaning and maintenance of the user must not be carried out by children unless they are eight years of age or older and are supervised.
- - Keep children under the age of eight away from the electric heating pad and the control panel with its cables.
- - Children under the age of three are not allowed to use these electric heating pads as they will not be able to react to overheating.
- - the electric heating pad must not be used by people who are insensitive to heat and other vulnerable people who are unable to react to overheating.
- - Do not leave the item unattended during operation.
- - Do not allow children to play with the packaging film. You can get caught in it and suffocate while playing.

⚠ CAUTION! Injury!

There is a risk of injury from cables lying around.

- Lay the cables in such a way that they do not become a tripping hazard. Also, avoid using an extension cord. Especially after waking up, there is an increased risk of tripping due to cables lying around.

⚠ CAUTION! Risk of damage to health!

Prolonged use at the highest level may cause skin irritation or discomfort.

- Always use the electric heating pad briefly at the beginning and not at the highest level. Check your skin before increasing the power and duration of use.
- Stop using the item immediately if you find the heat of the heating pad uncomfortable or painful.
- Make sure you don't fall asleep during use. If you get very tired during use, select setting 1 for safety reasons.

On a note! Risk of damage!

Improper handling of the electric heating pad may result in damage to the item .

- Do not turn on the heating pad when it is folded or pushed together.
- Do not pinch or bend the item .
- Do not turn on the electric heating pad when it is still damp, e.g. after cleaning.
- Do not place large or heavy objects such as suitcases, woolen blankets and bags on the item during operation.
- Do not place heat sources such as hotwater bottles or the like on the heating pad during operation.
- Before each use on an adjustable bed or split mattresses, make sure that the electric heating pad or the power cord is not pinched or pushed together.
- Before each use, check that the item, control panel and power cord show no signs of wear or damage. If such signs are present, or if the heating pad has been used improperly, you must have it checked by a specialist workshop before using it again. In this case, contact the service address indicated on the warranty card.

- Do not insert needles or other sharp objects into the item .
- Store the electric heating pad in a dry place.
- The item must not be used wet.

To reduce the risk of personal injury or property damage, basic important safety instructions must be followed, including the following:

- Read the instruction manual thoroughly and keep it for future reference. Before use, make sure you know how the electric heating pad works and how to use it.
- Always turn off the power supply at the outlet before inserting or removing a plug. Remove by grabbing the plug - do not pull the cord.
- Switch off the appliance and remove the plug when the item is not in use or before cleaning.
- Always use the item on an outlet of the voltage specified on the rating label.
- Use only the controller type (KS6) marked on the rating label.
- Do not use when damp or wet.
- This electric heating pad is not intended for medical use in hospitals.
- Do not use with another heater.
- When using, make sure that the item and the power cords are not pinched.
- This appliance can be used by children aged 8 years and over and persons with reduced physical, sensory or mental capabilities, or lack of experience and knowledge, if they have been given supervision or instruction on the safe use of the appliance and understand the hazards involved. Children are not allowed to play with the appliance. Cleaning and maintenance by the user must not be carried out by children without supervision.
- Children should be supervised to ensure that they do not play with the appliance.
- Check the heating pad regularly to make sure there are no signs of wear or damage. If damage/wear and tear is detected, do not use the heating pad and seek advice from a professional.
- If the supply cable of this device is damaged, it may only be replaced by the manufacturer, his service employee or similarly qualified persons in order to avoid a hazard.
- The device must be returned to the manufacturer or its representative if the connection is broken.
- The appliance must not be used by young children over three years of age unless the controls have been preset by a parent or guardian or the child has been adequately instructed in the safe operation of the controls.
- The appliance must not be used by people who are insensitive to heat and other very vulnerable persons who cannot react to overheating.
- Children under three years of age are not allowed to use this appliance as they will not be able to react to overheating.
- The switch or control unit must not get wet during washing, and during drying, the cable must be positioned so that water does not flow into the switch or controller.
- The device must not be used to warm animals.

1.4 Intended use

- The electric heating pad is designed exclusively for use in private homes as described in this manual.
- It is intended exclusively for private use in dry indoor spaces and is not suitable for commercial use in hospitals, practices, etc.
- The electric heating pad is not a medical device and is not suitable for therapeutic purposes.

- Use the item only as described in this user manual. Any other use is considered improper and may result in property damage or even personal injury. The electric heating pad is not a children's toy.
- The manufacturer or distributor assumes no liability for damage caused by improper or improper use.

2 Scope of delivery / individual parts


Check the electric heating pad and the scope of delivery

On a note! Risk of damage!

If you carelessly open the package with a sharp knife or other sharp objects, the heating pad can be quickly damaged.


- Be very careful when opening the package.

- Remove the item from the packaging and check whether it or the individual parts are damaged. If this is the case, please do not use the item.
- Contact our customer service (see below for contact details).
- Check that the scope of delivery is complete
- Peel off all protective films.
- Remove the packaging material.



No.	Designation
1	Electric Heating Pads
2	Trunk
3	Control panel

Control panel with display



3 Operating instructions

- Connect the controller to the heating pad (there is a power outlet attached to the heating pad into which the controller is plugged) and make sure it is fully connected.
- Make sure there is a power connector nearby and that the power cord is not in a position that could cause people to trip over it when in use. When the controller is connected to the mains, it must be easily accessible to the user.

4 How to use the heating pad



4.1 Method of application

- **Press the power button for 3 seconds to start (3 beeps).** Please set the preheater to the highest faucet position "6" 10 minutes before use
- When it is started for the first time, the temperature indicator is 3. Press the temp button and the temperature tap position under 1.2.3.4.5.6. When you use it, choose the appropriate tap position according to the feeling of the human body, if you are going to use it for a long time, please set it to "1" tap position, which is the lowest position, to avoid overheating, which may cause the discomfort of the human body.
- This controller is equipped with a 90-minute countdown timer that starts the countdown once your heat setting has been selected and turns off the elements after 90 minutes .

On a note!

- If the display is "P", please check whether the clutch of the product is firmly connected or not, and then restart it. If the error cannot be resolved, it means that the internal connection of the product has problems and it is necessary to contact customer service for help.
- If the indicator is "E", it means that the product has been damaged.
- **If the temperature on the controller is displayed as "C", which means that the controller has been overheated, please disconnect the heating pad from the mains and wait for the controller to cool down, then it is safe to use.**

4.2 After use

When the heating pad is not in use, please switch the regulator to the off position; Remove the plug from the socket. If the heating pad is not to be used for a long time, store the item in a cool and dry place.

If you no longer want to use the heating pad, press the power button to turn off the item and remove the power plug from the power outlet. Always pull the plug, not the power cord.



WARNING! Risk of burns!

Prolonged use at the highest setting may cause burns. To avoid burn injuries to the skin, test the temperature with the back of your hand (not the palm of your hand, as it is less sensitive than other parts of the body) before use. Do not use the heating pad directly on your skin.

5 Cleaning and maintenance

WARNING! Risk of electric shock!

Moisture can cause electric shock.

- Unplug the power cord from the power outlet before cleaning the item .
- Do not submerge the item or the cable under water.
- Do not put the item in the washing machine.

On a note! Risk of damage!


Improper handling of the electrical item may result in damage.

- The electric heating pad must not be dry-cleaned, ironed, wrapped.
- Remove the power plug from the power outlet and the connector plug from the connection socket on the appliance before cleaning the item .
- Neither the control unit nor the power cord must come into contact with moisture, water or any other liquid, otherwise there is a risk of electric shock. In addition, the item itself must not be damp during use. Use it only when it's dry – never when it's damp!
- When you are not using it and cleaning the heating pad, disconnect it from the mains.
- Disconnect the controller(s) from the heating pad.
- DO NOT submerge the controller(s) in water or get them wet.
- Clean the surface of the cord with neutral detergent if the cord is dirty and wipe dry with a soft cloth.
- Do not immerse the controller in water or get it wet at all.
- Do not dry clean the item as it could damage the heating elements.
- Do not use industrial solvents such as benzene, kerosene or similar solvents to clean it.
- DO NOT wring out the heating pad
- DO NOT dry with a tumble dryer
- DO NOT iron the heating pad
- DO NOT dry it in the sun.
- DO NOT plug it into the mains to dry it
- DO NOT use a device such as a hair dryer to dry it
- Allow the heating pad to dry naturally.
- DO NOT use the item if it is damp or wet.
- Do not attempt to repair the heating pad if it is defective - have it checked by a qualified person.
- Check the item regularly to make sure there are no signs of wear or damage. If damage / wear and tear is detected, do not use the item and seek advice from a professional.
- If the power cord or controller is damaged, do not open them or attempt to repair them, as they will require maintenance by a qualified person.

6 Storage


- Allow the heating pad to cool down before folding it!
- Do not put heavy objects on the item!
- Always store the heating pad in a cool, dry place where it is protected from other heat sources!
- When not in use, let it cool before folding, then carefully fold the item and put it back in the packing bag where it arrived.
- Make sure the heating pad is dry before folding it up and packing it away. The item should be hung in a ventilated area to dry naturally.
- Do not use moth repellents.
- The insulation of the heating pad will be damaged if the item is dried under the sun, ironed or moth repellent is used. Damage to the insulating material causes safety problems.
- Do not fold the item by placing elements on it during storage.
- The heating pad should be stored in a cool, dry place.

7 Specifications

Model	AR-HE-HK*
AR-HE-HP210/ 4252023114318	
Line voltage	220-240 V ~ 50 Hz
Class	II 
Power	100 W

We reserve the right to make technical and visual changes to the article in the course of product improvements.

8 Environmentally friendly disposal

 **WARNING! Suffocation!** Packaging material is dangerous for children. Never let children play with packaging material.

8.1 Disposal and packaging

- The packaging of your device is made of materials that are necessary to guarantee effective protection during transport. These materials are fully recyclable, thus reducing the environmental impact. Dispose of the packaging in a bin for recyclable materials.

8.2 Disposal of old equipment

- Old appliances must be disposed of in accordance with the guidelines and regulations of local waste disposal. Contact your local administration about the address of the nearest recycling center and deliver your device there.



The symbol of the crossed-out rubbish bin on an electrical or electronic waste means that it must not be disposed of with household waste at the end of its service life. Collection points for waste electrical and electronic equipment are available in your area for free return. You can obtain the addresses from your city or local government. You can www.arebos.de find out about other return options created by us on our website.



The separate collection of waste electrical and electronic equipment is intended to enable the reuse, recycling or other forms of recovery of waste and to avoid the negative consequences of disposal on the environment and human health.

Our customer service number: Tel. +49 (0) 931 9080 3000

Fax: +49 (0) 931 4523 2799 / E-Mail: info@arebos.de

Office address: Canbolat Vertriebs GmbH • Gneisenaustraße 10-11 • 97074 Würzburg

The return address can be found in the imprint: <https://www.arebos.de/impressum/>

Sales tax identification number: DE 263752326

The court of registration in the commercial register is Würzburg, HRB 10082

WEEE-Reg. No. DE 61617071

EU Declaration of Conformity



We, the **Canbolat Vertriebsgesellschaft mbH**
Gneisenaustraße 10-11
97074 Würzburg
Germany

declare under the sole responsibility that the following product:

Brand **AREBOS**

Product Heating pad

Product model AR-HE-HP210

Article 4252023114318

was developed, engineered 2014/30/EU
and manufactured in compliance 2014/35/EU
with the requirements of the 2011/65/EU / 2015/863/EU
European Directives:

The subject matter of the declaration described above corresponds to the respective European Union Harmonisation legislation.

The assessment is based on the EN 60335-2-17:2013/A1:2020
Harmonized as applied below EN 60335-1:2012/A2:2019
Standards: EN 62233:2008
EN 55014-1:2017/A11:2020
EN 55014-2:2015
EN 61000-3-2:2019
EN 61000-3-3:2013/A1:2019

Other technical standards and Regulation (EC) No 1907/2006
specifications used:

Place and date of issue: Würzburg, 27.04.2023

Signature:

Dipl.-Inform. (Univ.) Korhan Canbolat, Managing Director

If the device is modified without our consent, this declaration of conformity loses its validity.